

Format of holding of specified securities

1. Name of Listed Entity: **QUASAR INDIA LIMITED**
2. Scrip Code/Name of Scrip/Class of Security: **538452/QUASAR/EQUITY**
3. Share Holding Pattern Filed under: Reg. 31(1)(a)/Reg. 31(1)(b)/Reg.31(1)(c)
 a. If under 31(1)(b) then indicate the report for Quarter ending **30/09/2017**
 b. If under 31(1)(c) then indicate date of allotment/extinguishment
4. **Declaration:** The Listed entity is required to submit the following declaration to the extent of submission of information:-

	Particulars	Yes*	No*
1.	Whether the Listed Entity has issued any partly paid up shares?		No
2.	Whether the Listed Entity has issued any Convertible Securities or Warrants?		No
3.	Whether the Listed Entity has any shares against which depository receipts are issued?		No
4.	Whether the Listed Entity has any shares in locked-in?		No
5.	Whether any shares held by promoters are pledge or otherwise encumbered?		No

** If the Listed Entity selects the option 'No' for the questions above, the columns for the partly paid up shares, Outstanding Convertible Securities/Warrants, depository receipts, locked-in shares, No of shares pledged or otherwise encumbered by promoters, as applicable, shall not be displayed at the time of dissemination on the Stock Exchange website. Also wherever there is 'No' declared by Listed Entity in above table the values will be considered as 'Zero' by default on submission of the format of holding of specified securities.*

5. The tabular format for disclosure of holding of specified securities is as follows:-




Table 1: Summary Statement holding of specified securities																		
Category	Category of shareholder	Nos. of shareholders	No. of fully paid up equity shares held	No. of Partly paid-up equity shares held	No. of shares underlying Depository Receipts	Total nos. shares held	Shareholding as a % of total no. of shares (calculated as per SCRR, 1957) As a % of (A+B+C2)	Number of Voting Rights held in each class of securities				No. of Shares Underlying Outstanding convertible securities (including Warrants)	Shareholding, as a % assuming full conversion of convertible securities (as a percentage of diluted share capital) As a % of (A+B+C2)	Number of Locked in shares		Number of Shares pledged or otherwise encumbered		Number of equity shares held in dematerialized form
								No of Voting Rights			Total as a % of (A+B+C)			No. (a)	As a % of total Shares held (b)	No. (a)	As a % of total Shares held (b)	
								Class:Equity	Class:Gy	Total								
(I)	(II)	(III)	(IV)	(V)	(VI)	(VII)=(IV)+(V)+(VI)	(VIII)	(IX)				(X)	(XI)=(VII)+(X)	(XII)		(XIII)		(XIV)
(A)	Promoter & Promoter Group	1	1112000	0	0	1112000	20.78	1112000	0	1112000	20.78	0	20.78	0	0	0	0	1112000
(B)	Public	2826	4240500	0	0	4240500	79.22	4240500	0	4240500	79.22	0	79.22	0	0	0	0	4019813
(C)	Non Promoter- Non Public																	
(C1)	Shares underlying DRs	0	0	0	0	0	0	0	0	0	0	0	0	0	0	0	0	0
(C2)	Shares held by Employee Trusts	0	0		0	0	0	0	0	0	0	0	0	0	0	0	0	0
	Total	2827	5352500	0	0	5352500	100	5352500	0	5352500	100	0	100	0	0	0	0	5131813




Table II - Statement showing shareholding pattern of the Promoter and Promoter Group

	Category & Name of the Shareholders	PAN	No. of shareholder	No. of fully paid up equity shares held	Partly paid-up equity shares held	Nos. of shares underlying Depository Receipts	Total nos. shares held	Shareholding % calculated as per SCRR, 1957 As a % of (A+B+C2)	Number of Voting Rights held in each class of securities			No. of Shares Underlying Outstanding convertible securities (including Warrants)	Shareholding, as a % assuming full conversion of convertible securities (as a percentage of diluted share capital) as a % of A+B+C2	Number of Locked in shares		Number of Shares pledged or otherwise encumbered		Number of equity shares held in dematerialized form	
									No of Voting Rights					Total as a % of Total Voting rights	No. (a)	As a % of total Shares held (b)	No. (a)		As a % of total shares held (b)
									Class X	Class Y	Total								
	(I)	(II)	(III)	(IV)	(V)	(VI)	(VII)=(IV)+(V)+(VI)	(VIII)	(IX)			(X)	(XI)=(VII)+(X)	(XII)		(XIII)	0		
1	Indian																		
	(a) Individual/Hindu Undivided Family																		
	ANKIT AGARWAL		1	1112000	0	0	1112000	20.78	1112000	0	1112000	20.78	0	0.00	0	0.00	0	0.00	1112000
	(b) Central Government/State Government(s)		0	0	0	0	0	0	0	0	0	0	0	0.00	0	0.00	0	0.00	0
	(c) Financial Institutions/Banks		0	0	0	0	0	0	0	0	0	0	0	0.00	0	0.00	0	0.00	0
	(d) Any Other (Specity)		0	0	0	0	0	0	0	0	0	0	0	0.00	0	0.00	0	0.00	0
	Sub Total (A)(1)		1	1112000	0	0	1112000	20.78	1112000	0	1112000	20.78	0	20.78	0	0	0	0	1112000
2	Foreign					0				0									
	(a) Individual/Non Resident Individual/Foreing Individual		0	0	0	0	0	0	0	0	0	0	0	0	0	0	0	0	0
	(b) Government		0	0	0	0	0	0	0	0	0	0	0	0	0	0	0	0	0
	(c) Institutions		0	0	0	0	0	0	0	0	0	0	0	0	0	0	0	0	0
	(d) Foreign Portfolio Investor		0	0	0	0	0	0	0	0	0	0	0	0	0	0	0	0	0
	(e) Any Other (Specity)		0	0	0	0	0	0	0	0	0	0	0	0	0	0	0	0	0
	Sub Total (A)(2)		0	0	0	0	0	0	0	0	0	0	0	0	0	0	0	0	0
	Total Shareholding of Promoter and Promoter Group (A)= (A)(1)+(A)(2)		1	1112000	0	0	1112000	20.78	1112000	0	1112000	20.78	0	20.78	0	0	0	0	1112000






Table III - Statement showing shareholding pattern of the Public shareholder

	Category & Name of the Shareholders	PAN	Nos. of shareholder	No. of fully paid up equity shares held	Partly paid-up equity shares held	Nos. of shares under Depository Receipts	Total nos. shares held	Shareholding % calculated as per SCRR, 1957 As a % of (A+B+C 2)	Number of Voting Rights held in each class of securities			No. of Shares Underlying Outstanding convertible securities (including Warrants)	Total shareholding, as a % assuming full conversion of convertible securities (as a percentage of diluted share capital)	Number of Locked in shares		Number of Shares pledged or otherwise encumbered		Number of equity shares held in dematerialized form	
									No of Voting Rights					Total as a % of Total Voting rights	No. (a)	As a % of total Shares held (b)	No. (Not applicable) (a)		As a % of total shares held (Not applicable) (b)
									Class X	Class Y	Total								
	(I)	(II)	(III)	(IV)	(V)	(VI)	(VII)=(IV)+(V)+(VI)	(VIII)	(IX)			(X)	(XI)=(VII)+(X)	(XII)		(XIII)		(XIV)	
1	Institutions																		
	(a) Mutual Fund		0	0	0	0	0	0	0	0	0.00	0	0	0	0.00	0	0.00	0.00	0
	(b) Venture Capital Funds		0	0	0	0	0	0	0	0	0.00	0	0	0	0.00	0.00	0.00	0	
	(c) Alternate Investment Funds		0	0	0	0	0	0	0	0	0.00	0	0	0	0.00	0.00	0.00	0	
	(d) Foreign Venture Capital Investor		0	0	0	0	0	0	0	0	0.00	0	0	0	0.00	0.00	0.00	0	
	(e) Foreign Portfolio Investors		0	0	0	0	0	0	0	0	0.00	0	0	0	0.00	0.00	0.00	0	
	(f) Financial Institutions/Banks		0	0	0	0	0	0	0	0	0.00	0	0	0	0.00	0.00	0.00	0	
	(g) Insurance Companies		0	0	0	0	0	0	0	0	0.00	0	0	0	0.00	0.00	0.00	0	
	(h) Provident Fund/Pensions Funds		0	0	0	0	0	0	0	0	0.00	0	0	0	0.00	0.00	0.00	0	
	(i) Any Other Specify		0	0	0	0	0	0	0	0	0.00	0	0	0	0.00	0	0	0	
	Sub Total (B)(1)		0	0	0	0	0	0	0	0	0.00	0	0	0	0	0	0	0	
2	Central Government/State Government/President of India		0	0	0	0	0	0	0	0	0.00	0	0	0	0.00	0	0	0	



		Sub Total (B)(2)	0	0	0	0	0	0	0	0	0	0	0	0	0	0	0	0	
3		Non-Institutions																	
	(a)	1. Individual Shareholders holding Nominal Share Capital Up to 2 Lacs	2646	544877	0	0	544877	10.18	544877	0	544877	10.18	0	10.18	0	0.00	0	0.00	326790
		2. Individual Shareholders holding Nominal Share Capital Above 2 Lacs	26	2039814	0	0	2039814	38.11	2039814	0	2039814	38.11	0	38.11	0	0.00	0	0.00	2039814
		KAILASH CHAND MITTAL		309064	0	0	309064	5.77	309064	0	309064	5.77	0	5.77	0	0.00	0.00	0.00	309064
		KIRAN MITTAL		179250	0	0	179250	3.35	179250	0	179250	3.35	0	3.35	0	0.00	0.00	0.00	179250
		NAVNEET AGGARWAL		135000	0	0	135000	2.52	135000	0	135000	2.52	0	2.52	0	0.00	0.00	0.00	135000
		MR. DINESH JAIN		114000	0	0	114000	2.13	114000	0	114000	2.13	0	2.13	0	0.00	0.00	0.00	114000
		TIKAM SARAF		71500	0	0	71500	1.34	71500	0	71500	1.34	0	1.34	0	0.00	0.00	0.00	71500
		NARESH GARG		70500	0	0	70500	1.32	70500	0	70500	1.32	0	1.32	0	0.00	0.00	0.00	70500
		ANU GOYAL		70000	0	0	70000	1.31	70000	0	70000	1.31	0	1.31	0	0.00	0.00	0.00	70000
		MANISH GOYAL		70000	0	0	70000	1.31	70000	0	70000	1.31	0	1.31	0	0.00	0.00	0.00	70000
		VEENA GUPTA		70000	0	0	70000	1.31	70000	0	70000	1.31	0	1.31	0	0.00	0.00	0.00	70000
		AASHIMA AGGARWAL		70000	0	0	70000	1.31	70000	0	70000	1.31	0	1.31	0	0.00	0.00	0.00	70000
		SANJAY GUPTA		70000	0	0	70000	1.31	70000	0	70000	1.31	0	1.31	0	0.00	0.00	0.00	70000
		SANJAY KUMAR JAIN		70000	0	0	70000	1.31	70000	0	70000	1.31	0	1.31	0	0.00	0.00	0.00	70000
		LALIT DUA		70000	0	0	70000	1.31	70000	0	70000	1.31	0	1.31	0	0.00	0.00	0.00	70000
		SUNITA AGGARWAL		70000	0	0	70000	1.31	70000	0	70000	1.31	0	1.31	0	0.00	0.00	0.00	70000
		SARLA YADAV		70000	0	0	70000	1.31	70000	0	70000	1.31	0	1.31	0	0.00	0.00	0.00	70000
		SATYA VIR YADAV		70000	0	0	70000	1.31	70000	0	70000	1.31	0	1.31	0	0.00	0.00	0.00	70000
		VANDITA SARAF		70000	0	0	70000	1.31	70000	0	70000	1.31	0	1.31	0	0.00	0.00	0.00	70000
		HARBANS KAUR CHAWLA		58832	0	0	58832	1.1	58832	0	58832	1.1	0	1.1	0	0.00	0.00	0.00	58832
		VEENA MITTAL		58386	0	0	58386	1.09	58386	0	58386	1.09	0	1.09	0	0.00	0.00	0.00	58386
		MINI AGGARWAL		57179	0	0	57179	1.07	57179	0	57179	1.07	0	1.07	0	0.00	0.00	0.00	57179
	(b)	NBFCs Registered with RBI	0	0	0	0	0	0	0	0	0	0	0	0	0	0.00	0.00	0.00	0
	(c)	Employee Trusts	0	0	0	0	0	0	0	0	0	0	0	0	0	0.00	0.00	0.00	0
	(d)	Overseas Depositories (Holding DRs) (Balancing Figure)	0	0	0	0	0	0	0	0	0	0	0	0	0	0.00	0.00	0.00	0
	(e)	Any other (Specity)							0									0.00	
	(e1)	Bodies Corporate	102	1284118	0	0	1284118	23.99	1284118	0	1284118	23.99	0	23.99	0	0.00	0.00	0.00	1284118
		SHRI RAVINDRA MEDIA VENTURES PRIVATE LIMITED		170000	0	0	170000	3.18	170000	0	170000	3.18	0	3.18	0	0.00	0.00	0.00	170000
		DIRECT MERCANTILE COMPANY PRIVATE LIMITED		163822	0	0	163822	3.06	163822	0	163822	3.06	0	3.06	0	0.00	0.00	0.00	163822



		PANCHSHEEL PORTFOLIO CONSULTANTS PRIVATE LIMITED		94453	0	0	94453	1.76	94453	0	94453	1.76	0	1.76	0	0.00	0.00	0.00	94453
		ABLAZE TOUR AND TRAVELS PRIVATE LIMITED		71189	0	0	71189	1.33	71189	0	71189	1.33	0	1.33	0	0.00	0.00	0.00	71189
		RAJASTHAN GLOBAL SECURITIES PRIVATE LIMITED		70000	0	0	70000	1.31	70000	0	70000	1.31	0	1.31	0	0.00	0.00	0.00	70000
		KALASHDHAN PROMOTERS PRIVATE LIMITED		62908	0	0	62908	1.18	62908	0	62908	1.18	0	1.18	0	0.00	0.00	0.00	62908
(e2)		Non Resident Indians	4	2055	0	0	2055	0.04	2055	0	2055	0.04	0	0.04	0	0.00	0.00	0.00	2055
(e3)		Resident Indian Huf	48	369636	0	0	369636	6.91	369636	0	369636	6.91	0	6.91	0	0.00	0.00	0.00	367036
		VARUN KHURANA (HUF)		70379	0	0	70379	1.31	70379	0	70379	1.31	0	1.31	0	0.00	0.00	0.00	70379
		TIKAM SARAF HUF		70000	0	0	70000	1.31	70000	0	70000	1.31	0	1.31	0	0.00	0.00	0.00	70000
		MOHINDER AGGARWAL HUF		70000	0	0	70000	1.31	70000	0	70000	1.31	0	1.31	0	0.00	0.00	0.00	70000
		LALIT DUA HUF		70000	0	0	70000	1.31	70000	0	70000	1.31	0	1.31	0	0.00	0.00	0.00	70000
		PUNEET KUMAR BANSAL HUF		61250	0	0	61250	1.14	61250	0	61250	1.14	0	1.14	0	0.00	0.00	0.00	61250
(e4)		Trusts	0	0	0	0	0	0	0	0	0	0	0	0	0	0.00	0.00	0.00	0
(e5)		Clearing Members/House	0	0	0	0	0	0	0	0	0	0	0	0	0	0.00	0.00	0.00	0
(e6)		Others	0	0	0	0	0	0	0	0	0	0	0	0	0	0.00	0.00	0.00	0
		Sub Total (B)(3)	2826	4240500	0	0	4240500	79.22	4240500	0	4240500	79.22	0	79.22	0	0	0	0	4019813
		Total Public Shareholding (B)= (B)(1)+(B)(2) + B (3)	2826	4240500	0	0	4240500	79.22	4240500	0	4240500	79.22	0	79.22	0	0	0	0	4019813




Table IV - Statement showing shareholding pattern of the Non Promoter - Non Public shareholder

	Category & Name of the Shareholders	PAN	No. of shareholder	No. of fully paid up equity shares held	Partly paid-up equity shares held	Nos. of shares underlying Depository Receipts	Total no. shares held	Shareholding % calculated as per SCRR, 1957 As a % of (A+B+C2)	Number of Voting Rights held in each class of securities			No. of Shares Underlying Outstanding convertible securities (including Warrants)	Total shareholding, as a % assuming full conversion of convertible securities (as a percentage of diluted share capital)	Number of Locked in shares		Number of Shares pledged or otherwise encumbered		Number of equity shares held in dematerialized form (Not Applicable)	
									No of Voting-Rights					Total as a % of Total Voting rights	No.	As a % of total Shares held	No. (Not applicable)		As a % of total shares held (Not applicable)
									Class X	Class Y	Total								
	(I)	(II)	(III)	(IV)	(V)	(VI)	(VII)=(IV)+(V)+(VI)	(VIII)	(IX)			(X)	(XI)=(VII)+(X)	(XII)		(XIII)		(XIV)	
1	Custodian/DR																		
(a)	Name of DR Holder (if Available)		0	0	0	0	0	0	0	0	0	0.00	0	0	0	0.00	0	0.00	0
2	Employees Benefit Trust (Under SEBI (Share Based Employee Benefit Regulation 2014)																		
(a)	Name of DR Holder (if Available)		0	0	0	0	0	0	0	0	0	0.00	0	0	0	0.00	0	0.00	0
	Total Non Promoter Non Public Shareholding (C)= (C)(1)+(C)(2)		0	0	0	0	0	0	0	0	0	0.00	0	0	0	0.00	0	0.00	0

